

USER MANUAL

JULY 2016

STEREO FM RADIO SHIELD FOR ARDUINO®

ORDER CODE: VMA11




TABLE OF CONTENTS

Features and specs	3
Pinout	3
Diagram	4
Library	5

Let's get started!

FEATURES AND SPECS

The VMA11 is a radio and RDS receiver combined with a powerful and efficient 2.8 W class D audio amplifier. All of this is designed in the familiar Arduino formfactor. In short, this module is ideal if you want to create your own clock radio or if you want to add FM functionality to your projects!


FEATURES

- worldwide FM support
- RDS/RBDS support
- volume control
- automatic frequency control
- automatic gain control
- Arduino® library available
- class D 2.8 W amplifier

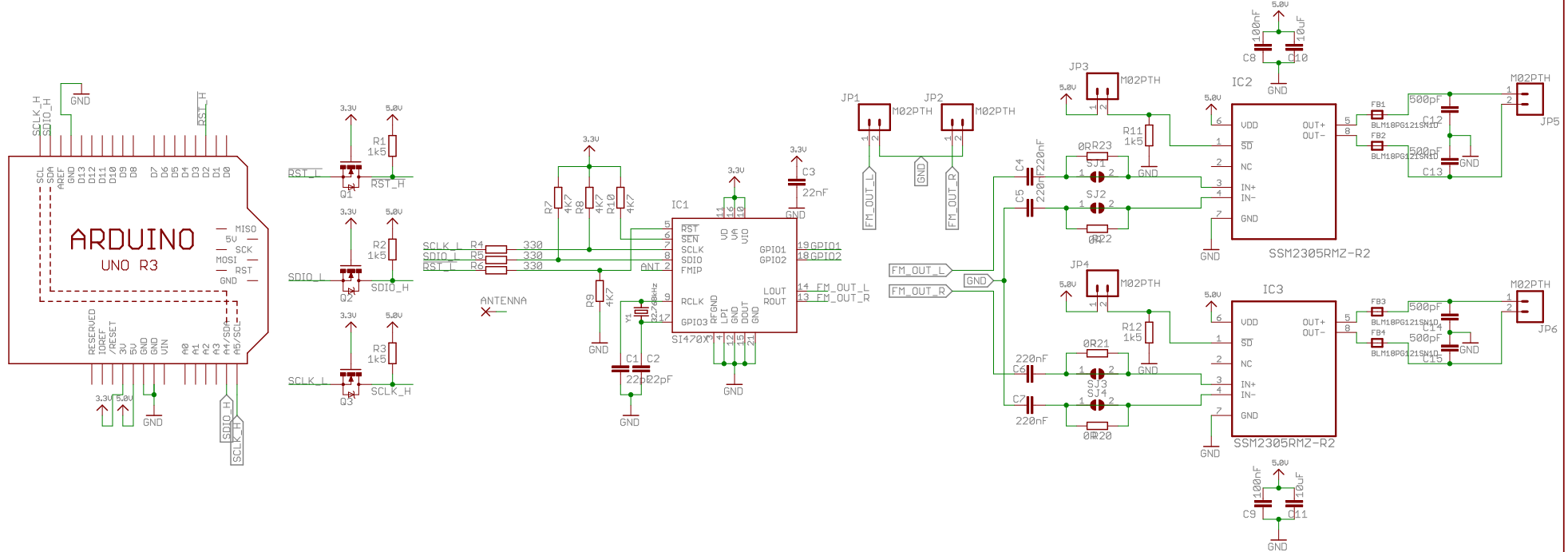
SPECIFICATIONS

- interface: I2C
- power / logic level: 3.3 V
- sensitivity: 1.7 μ Vemf
- max. output power: 2.8 W (4 Ohm) or 1.6 W (8 Ohm)
- default gain: 18 dB (8 x) (adjustable)
- THD: 0.02 % (1 W 8 Ohm / 1 kHz)
- S/N ratio: 98 dB (1.4 W / 8 Ohm)
- dimensions: 68 x 54 x 23 mm

PINOUT



DIAGRAM



TITLE: UMA11

Document Number:

REV:

Date: 4/11/2015 14:17:08

Sheet: 1/1

LIBRARY

Please install the library which you can download from the following link:

<https://github.com/Velleman/VMA11>

With this library you can control the FM shield and find example code which will show you all possible features.

If you are not familiar with installing Arduino libraries, please read the following explanation:

<https://www.arduino.cc/en/Guide/Libraries>



VellemanProjects



@Vel_Projects

VELLEMAN nv - Legen Heirweg 33, Gavere (Belgium)
vellemanprojects.com

ORDERCODE: VMA11

REVISION: HVMA11