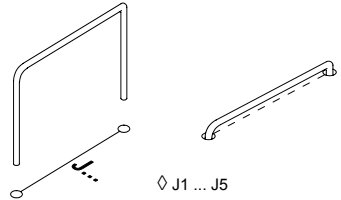
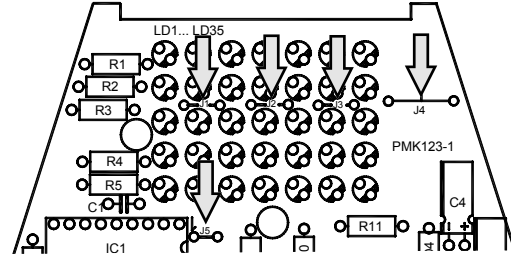


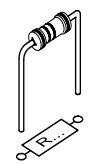
**START** **1** Jumpwire - Draadbrug - Pontage



◇ J1 ... J5



**2** Resistor - Weerstand - Résistance - Widerstand - Resistencia - Motstand - Vastus - Resistenze



- ◇ R1... R6: 330 Ohm
- ◇ R7, R8: 10K
- ◇ R9... R11: 0 ohm

(Orange, Orange, Brown) - (Oranje, Oranje, Bruin) - (Orange, Orange, Brun) - (Orange, Orange, Braun) - (Orange, Orange, Brun) - (Oranssi, Oranssi, Ruskea) - (Naranjado, Naranjado, Marrón) - (Laranja, Laranja, Castanho) - (Aranciato, Aranciato, Marrone)

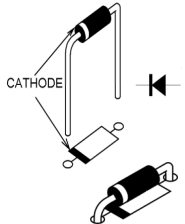
(Brown, Black, Orange) - (Bruin, Zwart, Oranje) - (Brun, noir, Orange) - (Braun, Schwarz, Orange) - (Brun, Svart, Orange) - (Ruskea, Musta, Oranssi) - (Marrón, Negro, Naranjado) - (Castanho, Preto, Laranja) - (Marrone, Nero, Aranciato)

(Black) - (zwart) - (noir) - (Schwarz) - (Svart) - (Musta) - (Negro) - (Preto) - (Nero)



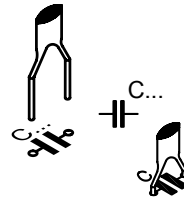
**3** Diode

Watch the polarity!  
Attention à la polarité!



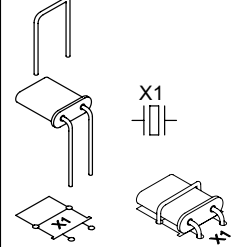
◇ D1 ... D4 : 1N4148

**4** CAPACITOR



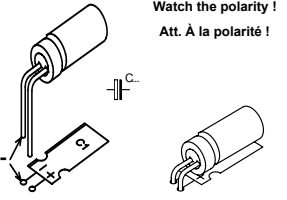
- ◇ C1 : 100nF (104)
- ◇ C2 : 22pF
- ◇ C3 : 5pF (3p ... 6p)

**5** QUARTZ CRISTAL



◇ X1 : 4,194304

**6** ELECTROLYTIC CAPACITORS



Watch the polarity!  
Att. À la polarité!

◇ C4, C5 : 4,7µF

**7** LED

Watch the polarity!  
Att. la polarité!

◇ LD1... LD35

**8** VOLTAGE REGULATOR

◇ VR1: 78L05

**9** TRIM CAPACITOR

◇ CV1: 3-10pF

**CLOCK ADJUST:**

SLOWER    NORMAL    FASTER

**10** PUSH BUTTON

◇ SW1 : set  
◇ SW2 : select

**11** SOCKET + IC

◇ IC1: VMK123  
(Programmed PIC16C54)

**12** POWER JACK

solder side! - soldeerzijde! - côté soudure! - Lötseite! - lado soldadura! - lödsida - bisogna saldare! - loddesident! - juotospuolelle! - lado da soldadura.

◇ SK1

Solder - Solderen - Soudage - Löten - Soldadura - Lödning - Juottaminen - Saldatura - Solda

**13** BATTERY HOLDER

RED

**B**

Black  
zwart  
noir  
Schwarz  
Svart  
Musta  
Negro  
Preto  
Nero

**14** DISPLAY

GLUE