

1

Resistor - Weerstand - Résistance - Widerstand - Resistencia - Motstand - Vastus - Resistenze

◇ R1, R2 : 22

◇ R3, R4 : 10K

◇ R5 ... R7 : 2K2

◇ R8 : 820

◇ R9 : 68K

(Red, Red, Black) - (Rood, Rood, zwart) - (Rouge, Rouge, noir) - (Rot, Rot, Schwarz) - (Röd, Röd, Svart) - (Punainen, Punainen, Musta) - (Rojo, Rojo, Negro) - (Encarnado, Encarnado, Preto) - (Rosso, Rosso, Nero)

(Brown, Black, Orange) - (Bruin, Zwart, Oranje) - (Brun, noir, Orange) - (Braun, Schwarz, Orange) - (Brun, Svart, Orange) - (Ruskea, Musta, Oranssi) - (Marrón, Negro, Naranjado) - (Castanho, Preto, Laranja) - (Marrone, Nero, Aranciato)

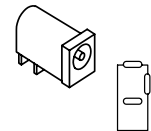
(Red, Red, Red) - (Rood, Rood, Rood) - (Rouge, Rouge, Rouge) - (Rot, Rot, Rot) - (Röd, Röd, Röd) - (Punainen, Punainen, Punainen) - (Rojo, Rojo, Rojo) - (Encarnado, Encarnado) - (Rosso, Rosso, Rosso)

(Grey, Red, Brown) - (Grijs, Rood, Bruin) - (Gris, Rouge, Brun) - (Grau, Rot, Braun) - (Grå, Röd, Brun) - (Harmaa, Punainen, Ruskea) - (Gris, Rojo, Marrón) - (Cinza, Encarnado, Castanho) - (Grigio, Rosso, Marrone)

(Blue, Grey, Orange) - (Blauw, Grijs, Oranje) - (Bleu, Gris, Orange) - (Blau, Grau, Orange) - (Blå, Grå, Orange) - (Sininen, Harmaa, Oranssi) - (Azul, Gris, Naranjado) - (Azul, Cinzento, Laranja) - (Blu, Grigio, Aranciato) - (Blå, Grå, Orange)

10

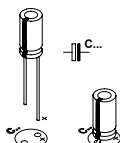
DC JACK



◇ SK2 : 12V DC

11

ELECTROLYTIC CAPACITORS

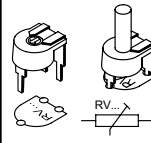


◇ C1 ... C3 : 100µF

◇ C12, C13 : 100µF

12

TRIMMER

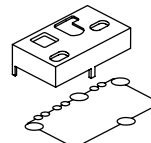


◇ RV1 : 10K (Volume)

◇ RV2 : 10K (Tuning)

13

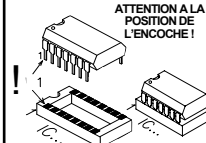
FM FRONT END



◇ TR-FD1H

14

IC'S
WATCH THE POSITION OF THE NOTCH!
ATTENTION A LA POSITION DE L'ENCOCHE!

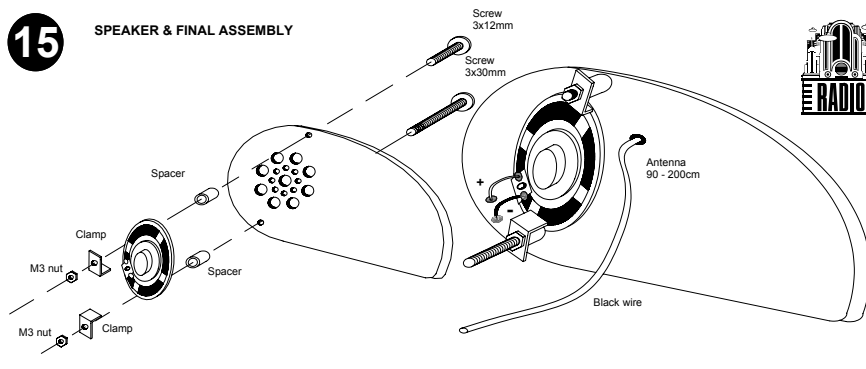


◇ IC1 : TBA120U

◇ IC2 : LM386N

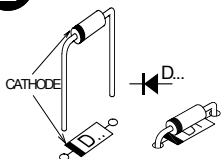
15

SPEAKER & FINAL ASSEMBLY



2

DIODE

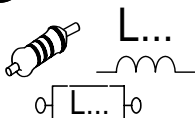


Watch the polarity!
Att. à la polarité!

◇ D1 : 1N4007

3

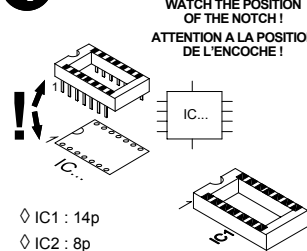
CHOKE



◇ L1 : 1µH

4

IC SOCKET

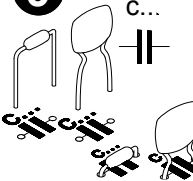


◇ IC1 : 14p

◇ IC2 : 8p

5

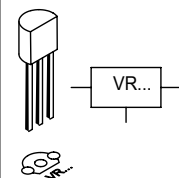
CAPACITOR



◇ C4 : 150pF (151)
◇ C5 : 220pF (221)
◇ C6, C7 : 22nF (223)
◇ C8 ... C11 : 100nF (104)

6

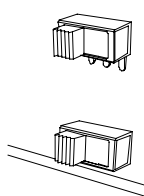
VOLTAGE REGULATOR



◇ VR1 : UA78L08

7

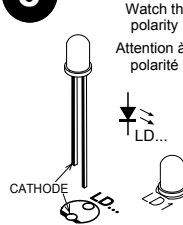
SWITCH



◇ SW1 : ON/OFF

8

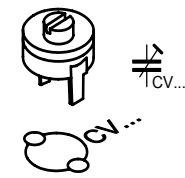
LED



◇ LD1 : Red 3mm.

9

CAPACITIVE TRIMMER



◇ CV1 : 100pF

SCHMATIC DIAGRAM

